



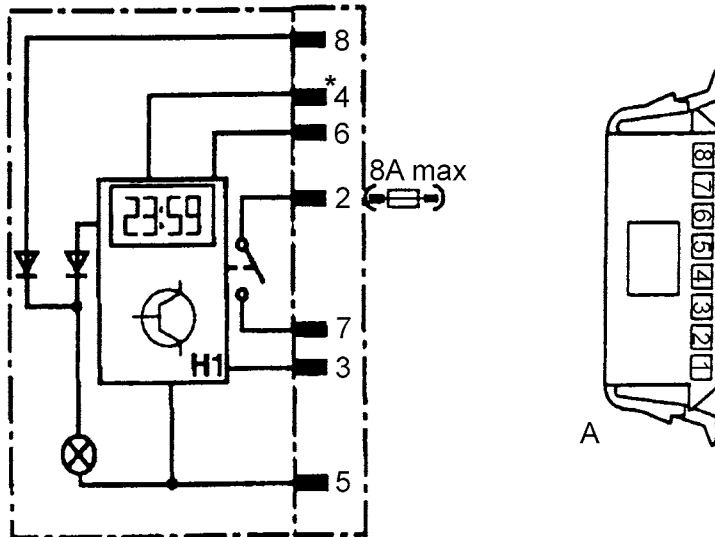
# Installation Instructions

7-Day Digital Timer Model 1529

**Webasto**

*Feel the drive*

## Terminal Connections - Timer



## A-Plug

- (8) Dashlight (optional)
- (\*4) Battery positive or ignition
- (6) Battery positive
- (2) Battery positive
- (7) ON/OFF signal to heater
- (3) Operation/Fault Indicator light positive
- (5) Ground

A-Plug: AMP NO. 929 594-1  
Webasto 24984A

Terminal: AMP No. 925 596-6  
Webasto 497037

## Recommended option for Coaches, Transit and Schoolbuses:

Connect pin \*4 or C-Plug of adapter harness to ignition signal from vehicle.

## Switching heater ON for instant heater operation with pin 4 connected to ignition. (Motorcoach, Transit and School bus applications)

### With ignition ON:

Press flame button.

Heater is switched ON and continues to operate until the flame button is pressed again or ignition is switched OFF.

### With ignition OFF:

Press flame button.

Heater is switched ON for the preset operating time.

NOTE: If the ignition is switched off while the heater is in operation, the remaining operating time of 5 minutes flashes on the display and the heater continues to operate for this period of time.

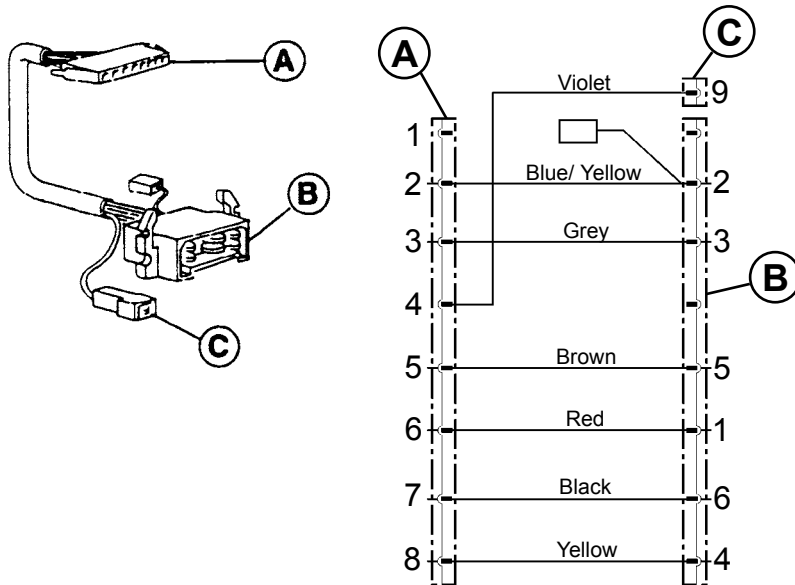
# Installation Instructions

7-Day Digital Timer Model 1529

**Webasto**

*Feel the drive*

## Adapter Harness Configured for Motorcoach, Transit and School Bus Applications



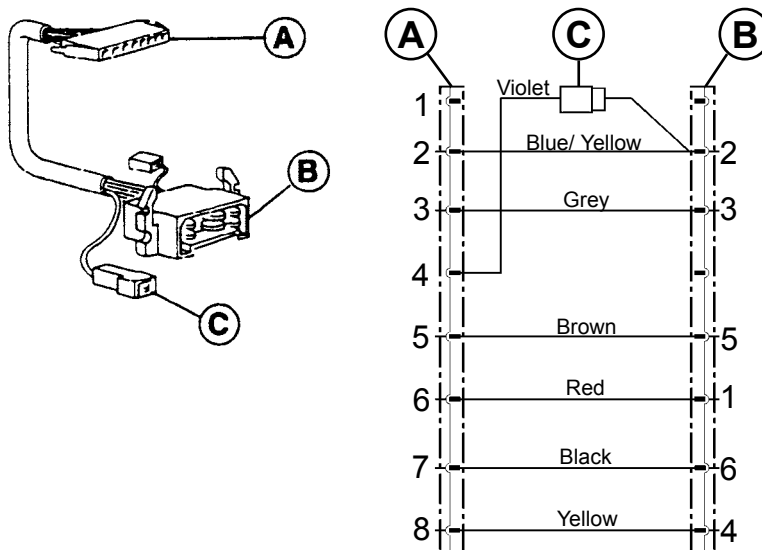
### C-Plug

(9) Ignition Signal from Vehicle

### B-Plug

- (2) 7.5 AMP Fuse: Battery positive
- (3) Operation/Fault Indicator Light positive
- (5) Ground
- (1) Battery positive
- (6) ON/OFF Signal to Heater
- (4) Dash Light (optional)

## Adapter Harness Configured for Truck Installations



### B-Plug

- (2) 7.5 AMP Fuse: Battery positive
- (3) Operation/Fault Indicator Light positive
- (5) Ground
- (1) Battery positive
- (6) ON/OFF Signal to Heater
- (4) Dash Light (optional)

### Operation in Truck Mode:

Press Flame button  
Heater is switched ON (continues operation) and continues to operate until flame button is pressed again switching heater OFF.