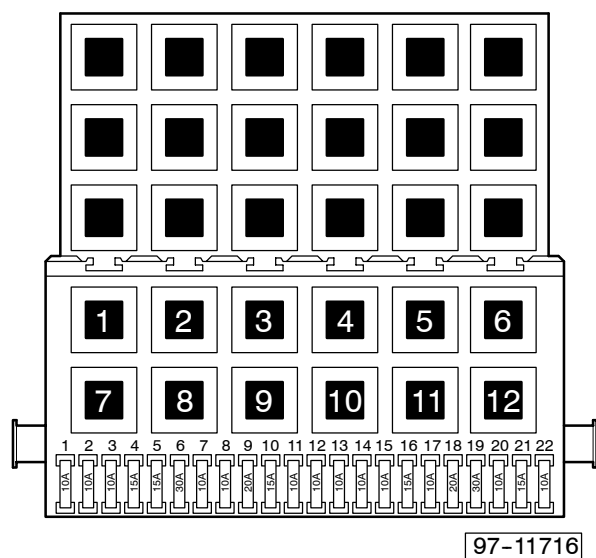


Heated Power Mirrows,

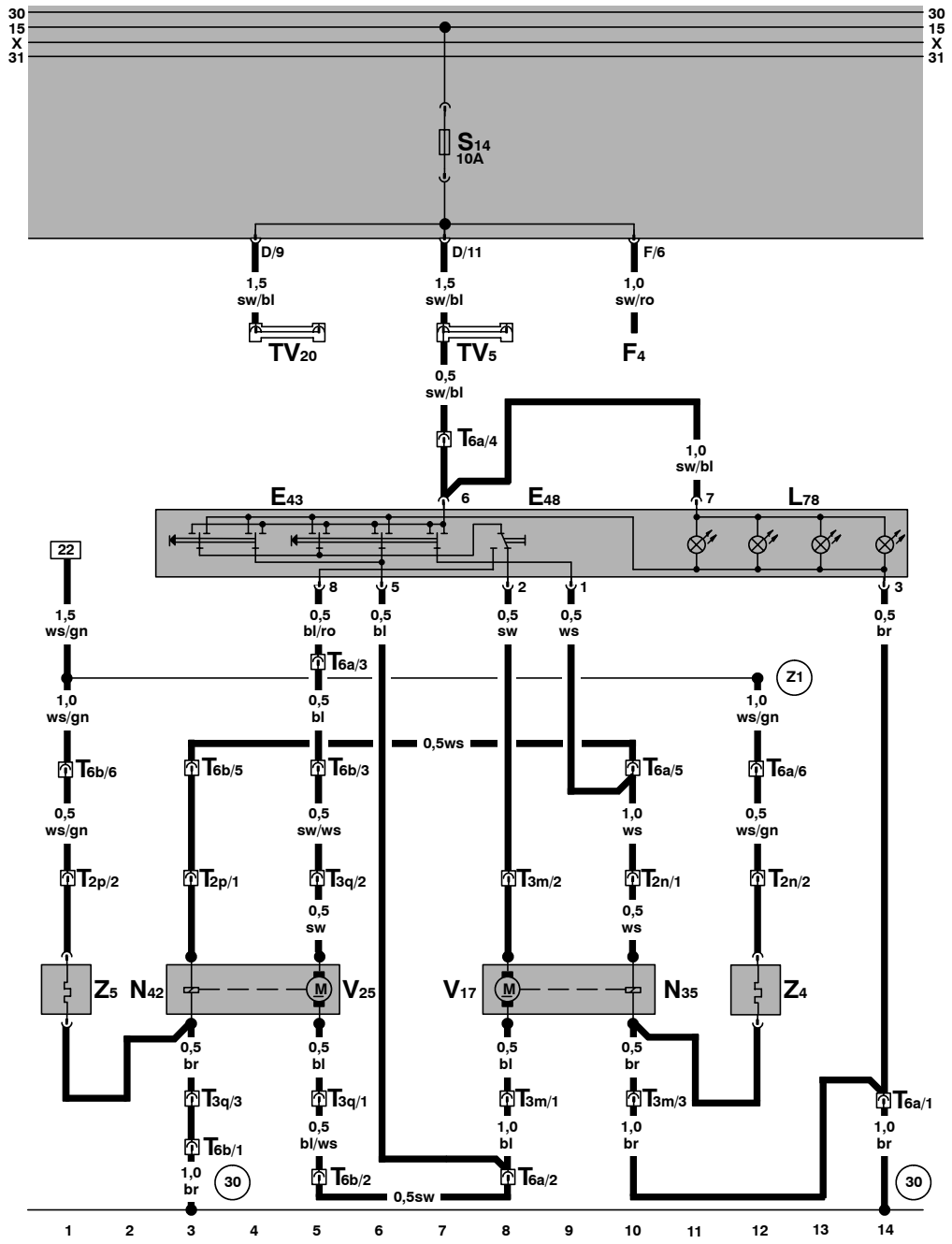
from May 1996

Deviate relay location and fuseplacements as well as the locations of multiple connectors-see section "component locations".



Fuse colors

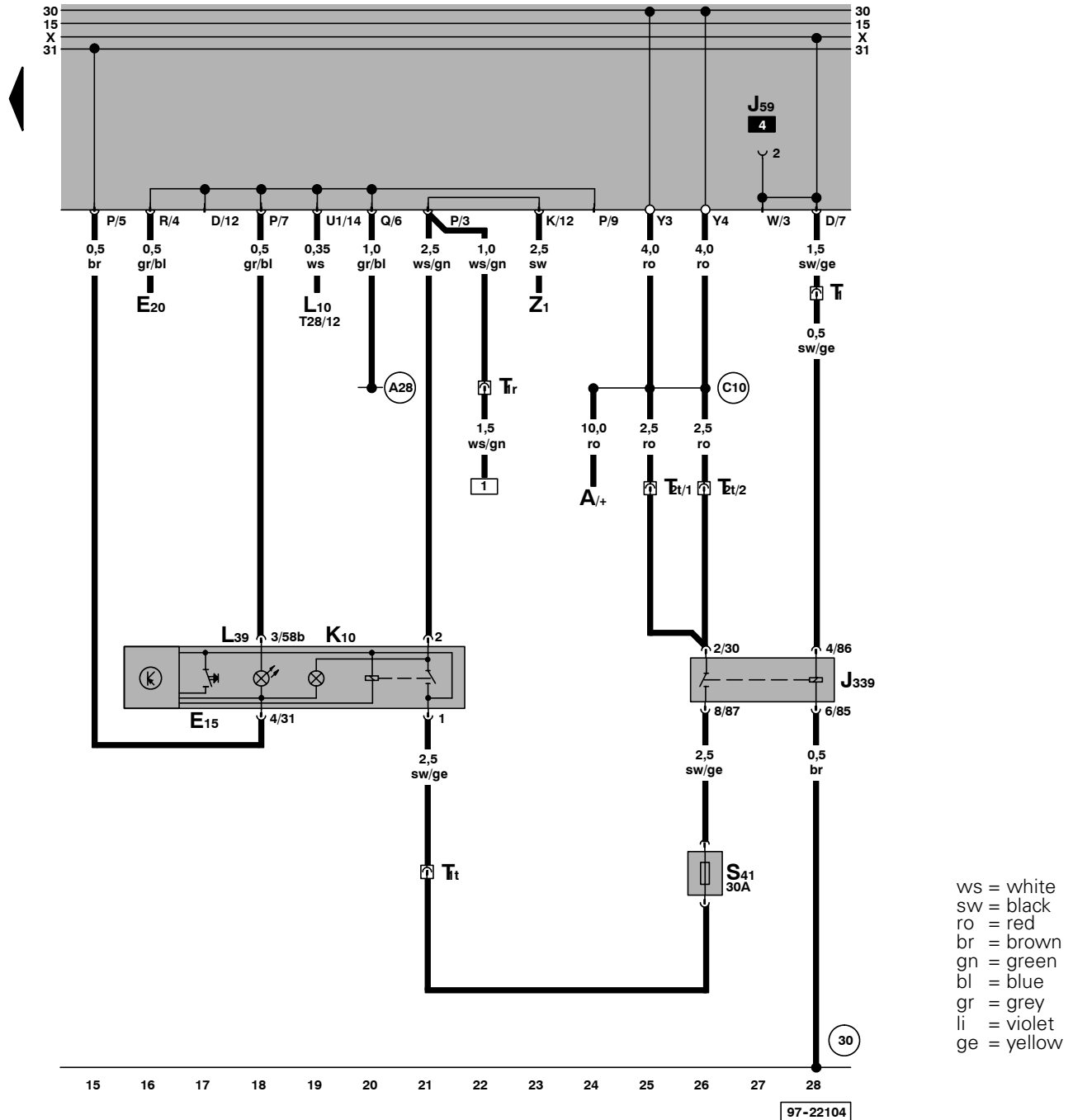
- 30 A - green
- 25 A - white
- 20 A - yellow
- 15 A - blue
- 10 A - red
- 7,5 A - brown
- 5 A - beige
- 3 A - violet



ws = white
 sw = black
 ro = red
 br = brown
 gn = green
 bl = blue
 gr = grey
 li = violet
 ge = yellow

97-13624

- E43 - Mirror Adjustment Switch
 - E48 - Mirror Selector Switch
 - F4 - Back-Up Light Switch
 - L78 - Mirror Adjusting Switch Light
 - N35 - Left Mirror Magnetic Clutch
 - N42 - Right Mirror Magnetic Clutch
 - T2n - Double Connector, in driver's door
 - T2p - Double Connector, in front passenger's door
 - T3m - 3-Pin Connector, in driver's door
 - T3q - 3-Pin Connector, in front passenger's door
 - T6a - 6-Pin Connector, on left A-pillar
 - T6b - 6-Pin Connector, on right A-pillar
 - TV5 - Terminal 15a Wire Connector, above fuse/relay panel
 - TV20 - Terminal 15a Wire Connector -2-, above fuse/relay panel
 - V17 - Driver's Side Mirror Adjustment Motor
 - V25 - Passenger's Side Mirror Adjustment Motor
 - Z4 - Heated outside mirror, driver side
 - Z5 - Heated outside mirror, passenger side
- (30) - Ground connection, -1-, next to fuse/relay panel
 (Z1) - Wire connection -1-, in power heated mirror wiring harness



- A - Battery
- E15 - Rear Window Defogger Switch
- E20 - Instrument Panel Light Dimmer Switch
- J59 - Load Reduction Relay
- J339 - Load Reduction Relay II
- K10 - Rear Window Defogger Indicator Light
- L10 - Instrument Cluster Light
- L39 - Rear Window Defogger Switch Light
- S41 - Rear Window Defogger Fuse, below fuse/relay panel
- T1 - Single Connector, behind fuse/relay panel
- T1r - Single Connector, behind fuse/relay panel
- T1t - Single Connector, behind fuse/relay panel
- T2t - Double Connector, behind fuse/relay panel
- T28 - 28-Pin Connector, on instrument cluster
- Z1 - Rear Window Defogger/Heat Element

- (30) - Ground connection, -1-, next to fuse/relay panel
- (A28) - Plus connection (58b), in fresh air blower wiring harness
- (C10) - Plus connection -1- (30), in headlight wiring harness